



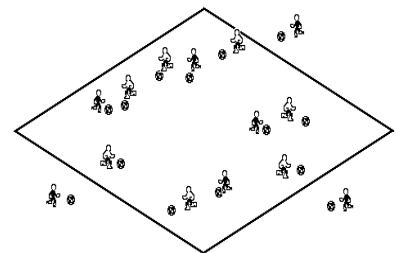
# U8 --- Session One

**Objective:** To provide fun, active, age appropriate activities that foster comfort with the ball for each player. At this age we introduce activities that foster dribbling, passing, shooting and receiving. (Sessions, including the 4v4 game, should be about 60-70 minutes in duration.)

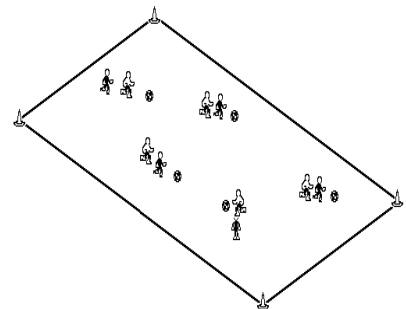
**1) Tag**---Every child dribbles a soccer ball in the space defined while trying to tag other players with their hand. Players cannot leave their own ball. Have them keep count of how many people they have tagged and, if playing twice in a row, see if players can tag more people than they did in the first game. *Version 2:* Players must tag other players on their knees. (10 minutes)

**2) Free Dribble**---Everyone with a ball, use inside, outside, and sole of the foot. Have players dribble with speed (laces/instep dribble), change direction (“spin in” with inside of foot and “spin out” with outside of foot), and perform moves. Coach calls out moves or changes in direction and sets the pace as the manipulator of the session, kids carry the ball towards someone and try a move. *Version 2:* As players get comfortable, coach can walk around and put pressure on players as they are performing dribbling tasks. This adds fun and interaction. (10 minutes)

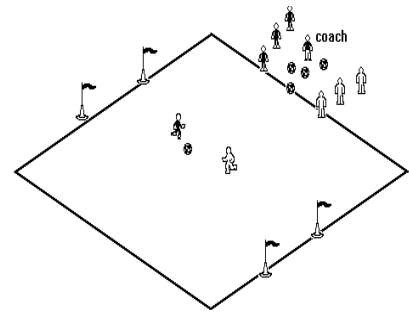
**3) Knock Out**---In same space as previous activity, have players dribble balls while trying to knock other player’s balls outside of the grid. Players can never leave their own ball. If their ball gets knocked out have them retrieve it quickly and get back into the game. (You may wish to have them perform a skills task before re-entering such as 10 sole of the foot touches or juggling 5 times). (10 minutes)



**4) Shield-Steal**---Two players (partners) with one ball. One player starts with the ball and, on the coach’s command, her partner tries to steal the ball from her. Play 30-45 second matches. Whoever has the ball at the end of the time allotment, receives a point. Play many matches. If ball goes out of bounds, one of the players must get it back into play quickly. **Coaching points:** Show shielding technique with body sideways on to opponent, arm providing protection, ball on outside foot, knees bent, turning as defender attacks, using feel to understand where defender is going. Fix technical shielding errors throughout this activity and make sure entire group knows how to properly shield. (8 minutes)



**5) Get “Outta” There**---Place two small (2 yard) goals at the end of a field 15 x 10 yards. The coach stands at the halfway line with all of the soccer balls. Half of the players are lined up on his left side and half of the players are lined up on his right side in different colored bibs. When the coach kicks a ball onto the field, the first player in each line runs out and tries to score on their opponent’s goal. If the ball goes in the goal or out of bounds, the coach yells “get outta there” and plays a new ball into the field immediately for the next two players. *Version 2:* Coach can stop yelling “get outta there” and see if the 1<sup>st</sup> players in each line recognize that they should begin play when a new ball is kicked into the field. *Version 3:* Coach can vary service of ball. Sometimes play it to one player, sometimes toss the ball up in the air. *Version 4:* If the Coach calls out the number “TWO” before he/she kicks a ball on the field, the first 2 players in each line enter the field and play as a team of 2 against each other. (10 minutes)



**6) 4v4 Game**---Separate players into two teams and play a game of 3 against 3 or 4 against 4 without goalkeepers. Let the players play and give plenty of positive feedback to them as they compete. **REINFORCE TECHNIQUE!** (20 minutes)

